



Structures of Blended Learning

Outcomes/Introductions

- Share our structures of how we have implemented Blended Learning
- Share how we have differentiated for product, content or instruction using technology
- Our journey towards personalized learning
- Our dynamic team!

Our Learning



- Winner of district Innovation Grant - 84 Surface Pros in our building
- Group has participated in learning from the ALVO institute Grant Wood AEA
- Principal and Instructional Design Strategist participated in support classes and read Michael Horn & Heather Staker's book *blended Using Disruptive Innovation to Improve School*
- Used Teacher Quality money to plan implementation during the first year.

Rotations

- **Station Rotation** - *students rotate on a fixed schedule between different learning modalities. We use small-group, partner work/games, and paper/pencil practice. (This method was very familiar to us.)*
- **Lab Rotation** - *students rotate to a computer lab for the online-learning station.*

STATION ROTATION

STATION ROTATION

STATION ROTATION

Station Rotation: Mrs. Russ

- Students cycled through one of four stations.
- **Computer Center** - The students are working on a program called Dreambox.
- **Partner** - Children have a set partner that is identified each Monday. They meet with that person to practice math SLE skills.
- **Work at Desk** - The children are identifying triangles on a paper at their desk. They are determining whether a triangle is equilateral, isosceles, or scalene. This is part of our math unit that was taught yesterday in small group.
- **Teacher Center** - The children meet with me at the back table for a math lesson. In today's video, I was trying to teach them the difference between acute, obtuse, right, and straight angles.

Station Rotation: Mrs. Russ' Room




Station Rotation: Ms. Blocker



- Students are working in small group on specified math standard with the teacher going over the purpose of the lesson.
- Other students are working through levels on DreamBox.
- Small group went to work with an associate on math skill games
- Students also work on correcting their own math work.

Station Rotation in Ms. Blocker's 4th/5th Room:



Lab Rotation: Mr. Lang



- Groups transition through a rotation model with 4 separate activities
 - *Students work in small group on a specific skill
 - *Students use lpads on one of our OLP's
 - *Students use the desktop computers on a separate OLP
 - *Students use their "Math Menu" to complete weekly tasks

Lab Rotation with Mr. Lang's class:



Delicious spaces

A delicious space - Anywhere kids can work in new ways!

Our Library - open times

Cafeteria - open tables

Computer lab - lost collaboration and instructional spaces.




A Student From Last Year:




DIFFERENTIATION IN INSTRUCTION, CONTENT, AND PRODUCT

Our School Improvement Goal #2

- ## CANVAS – District’s online content provider
- Teachers are able to provide content to students.
 - Modules – students able to learn at their own pace
 - Videos – to review videos when needed
 - Method to turn in assignments, have discussions
- 

Ms. Blocker’s Canvas Page & Modules

Miss Blocker’s 4th/5th Grade Class




CONTACT INFORMATION


Email: mblocker@cl175.org
Phone: 520-9937

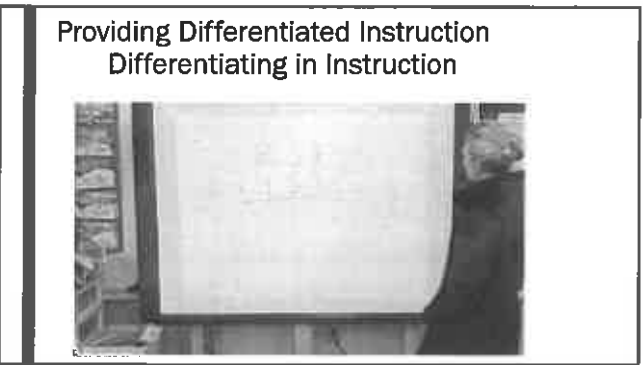
RECOMMENDATIONS

What's New



LINKS





Weekly Reading Menu Exploring Our World Through Informational Text 4th Grade/Unit 5

Directions: Read carefully at the following level for the next four weeks. Study to enter, complete the required activities at the top of each after completing those activities and following the activities that you completed them. At the end of each week, you will do it. They are the sign that you are on your way. After reading each story, think you are in the 2nd column and follow the second column that you are in the 3rd. After you have finished all of the 1st, 2nd, and 3rd required activities, you can choose a challenge activity. Your partner must fill out the last page of the menu to complete it.

LEVEL	LEVEL 1	LEVEL 2	LEVEL 3	LEVEL 4	LEVEL 5
<p>LEVEL 1 Read and understand what you are reading.</p> <p>Read and understand what you are reading.</p>	<p>LEVEL 2 Read and understand what you are reading. Use a dictionary to find the meaning of words.</p> <p>Read and understand what you are reading. Use a dictionary to find the meaning of words.</p>	<p>LEVEL 3 Read and understand what you are reading. Use a dictionary to find the meaning of words. Use a dictionary to find the meaning of words.</p> <p>Read and understand what you are reading. Use a dictionary to find the meaning of words. Use a dictionary to find the meaning of words.</p>	<p>LEVEL 4 Read and understand what you are reading. Use a dictionary to find the meaning of words. Use a dictionary to find the meaning of words. Use a dictionary to find the meaning of words.</p> <p>Read and understand what you are reading. Use a dictionary to find the meaning of words. Use a dictionary to find the meaning of words. Use a dictionary to find the meaning of words.</p>	<p>LEVEL 5 Read and understand what you are reading. Use a dictionary to find the meaning of words. Use a dictionary to find the meaning of words. Use a dictionary to find the meaning of words. Use a dictionary to find the meaning of words.</p> <p>Read and understand what you are reading. Use a dictionary to find the meaning of words. Use a dictionary to find the meaning of words. Use a dictionary to find the meaning of words. Use a dictionary to find the meaning of words.</p>	

Choice Menus & Accountability

Directions: You must write down in each required box what you decided to do for each day. Your partner must sign their name in the box signature boxes after you have checked the quality of your work and that you did finish the work.

Math	Math	Math	Math	Math	Math	Math
Use the math journal every day						
Use the math journal every day						
Use the math journal every day						
Use the math journal every day						


Math Menu

Math	Math	Math	Math	Math	Math	Math
Math cards	Complete and check a Math Core sheet	Complete a lesson in Dreambox	Complete morning worksheet	Math Fluency	Complete a math fact sheet	Math Fact Master
Long Division with white cards	Complete and check a Math Core sheet	Complete 1 lesson in Dreambox	Complete morning worksheet	Flash Cards with a buddy	Write a story that goes with the game topic	MobyMax Math lesson
2 digit times 2 digit multiplication with white cards	Complete and check a Math Core sheet	Complete 1 lesson in Dreambox	Complete morning worksheet	Write 2 word problems for the topic you are currently learning	Create your own math worksheet with answers	Play 1 Dreambox game
Math facts: Fast master/Math lesson	Complete and check a Math Core sheet	Complete 1 lesson in Dreambox	Complete morning worksheet	Create your own 3x3 Grids Cards or Crossword Puzzle	Create your own math game with rules	Math game from Coolidge website


Partner Signature _____

OLPs – Online Learning Providers


Helping us provide differentiation in content




RAZ Kids



Dreambox




MobyMax




Flocabulary


Using student voice and choice in the classroom to provide differentiation in product




PowToons




PowerPoints and Mix




Prezi



Sway




Bitstrip




Animoto




Place for Reflection and Ideas



Important points to remember



Things that square with what I believe



Questions that are circling in my mind